



HF ALL BAND TRANSCEIVER

IC-718



Front mounted loud speaker

The IC-718 has a speaker mounted on the front panel. With the speaker facing the operator, audio sounds can be clearly heard without impediment during operation. It is no longer necessary to manually increase the volume to try and capture audio sounds.

Superior basic performance

The IC-718 has 0.03–29.999999 MHz* general coverage receive capability. A 4-element system is employed for the 1st receive mixer, providing superior receive IMD, especially from in-band near-by interfering signals. A well-designed double-conversion system to help minimize image and spurious responses for better signal fidelity, is also built-in. A newly designed PLL circuit has been adopted to improve C/N ratio characteristics. The combination of the 4-element system mixer and new PLL circuit allows superior basic performance as that of a commercial grade transceiver.

*Guaranteed range: 0.5–29.999999 MHz

Optional DSP capability

With the optional UT-106* installed you gain AF DSP capabilities. The DSP includes the following to give you superior receive quality in your shack.

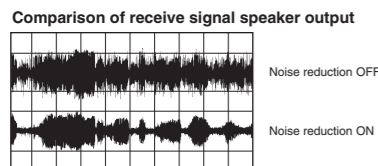
* Already installed with some versions.



Noise reduction:

Pulls desired AF signals from noise. Outstanding S/N ratio is achieved, providing clean audio in SSB and AM.

Automatic Notch filter:



This automatically minimizes beat signals and heterodynes while preserving the receive signal. Also, the notch frequency is automatically adjusted to follow interfering beat signals— for example, reducing interference from RTTY signals during SSB operation.

Interference rejection— IF shift

To reject interference, the IC-718 has an IF shift function which shifts the center frequency of the IF passband electronically to reduce adjacent interference.

Microphone compressor

The IC-718 has a low distortion microphone compressor. This feature compresses microphone audio input to increase average audio output level. The result is, that talk power is increased. This function is effective for long distance communication, or when propagation conditions are poor.

RF gain control

RF gain control is combined with the squelch control. The RF gain adjusts minimum response receiver gain, and ignores signals weaker than the pre-set level— providing pleasant stand-by, or scanning.

Ample CW features

An electronic keyer with a variable dot/dash ratio (2.8:1 to 4.5:1) control is built-in. By simply connecting a paddle, easy CW operation can be made. The CW pitch and the key speed are also variable from 300–900 Hz, 6–60 wpm, respectively. Of course, full break-in capability is available with the adjustable break-in delay.

VOX operation

A VOX (voice operated transmission) is included with the IC-718. It provides hands-free operation by detecting audio signals from the microphone. It's easy!

THE ORIGIN OF THE HF TRANSCEIVER

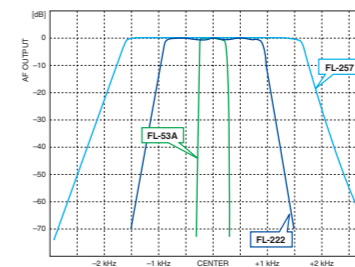
The HF bands allow you to communicate over long distances covering many km even to the other side of the world. With the superior performance found in the IC-718 such as wide dynamic range, high C/N ratio, and full duty operation you will find making these contacts easy. Experience the combination of the latest RF and digital technology, along with the size and simplified operation. You will see the IC-718 will be the most practical rig you will ever own.

HF TRANSCEIVER IC-718



Flexible filter selection

An optional IF filter can be installed into the transceiver to suit your operating preference.



High frequency stability

When the optional CR-338 HIGH STABILITY CRYSTAL UNIT is installed, you get a very high frequency stability of ± 0.5 ppm.



Selectable antenna tuner

Either the AT-180 or AH-4 optional antenna tuner can be used with the IC-718 to suit your installing conditions, or operating style. Of course, the AH-4 control circuit is built into the IC-718.

Simple operation

The IC-718 is equipped with a minimum number of switches and controls for superior feature selectability. The 10-key pad on the front panel to directly enter an operating frequency, or a memory channel number. The auto tuning steps function helps quick tuning activates when turning the dial quickly. And the band stacking register is very convenient when changing operating bands.

Digital S/RF meter

Built-in multi functional digital S/RF meter indicates signal strength level while receiving, and either transmit output power, ALC level or VSWR ratio while transmitting.

Optional automatic tuning antenna

The optional vehicle mount automatic tuning antenna, AH-740 provides relay-driven high-speed tuning covering from 2.5 to 30MHz. Its IP55 dust-protection and water jet resistance ensures reliable operation in harsh weather conditions.

Other features

- USB, LSB, CW, RTTY (FSK) and AM modes are built-in
- Level adjustable noise blanker
- RF attenuator and Pre-amplifier
- Variety of scanning function types
- Total 101 memory channels are available
- Hand microphone is supplied, and more...



SPECIFICATIONS

GENERAL

- Frequency range :
 - Rx 0.030–29.99999 MHz*1
 - Tx 1.800– 1.999999 MHz*2 3.500– 3.999999 MHz*2
 - 7.000– 7.300000 MHz 10.100–10.150000 MHz
 - 14.000–14.350000 MHz 18.068–18.168000 MHz
 - 21.000–21.450000 MHz 24.890–24.990000 MHz
 - 28.000–29.700000 MHz

*1Guaranteed range: 0.5–29.999999 MHz *2varies according to version

- Mode : USB, LSB, CW, RTTY (FSK), AM
- No. of memory channel : 101 (99 regular, 2 scan edges)
- Frequency resolution : 1 Hz
- Frequency stability : Less than ±200 Hz from 1 min. to 60 min. after power ON. After that rate of stability less than ±30 Hz/hr. at +25°C (+7°F). Temperature fluctuations 0°C to +50°C (+32°F to +122°F) less than ±350 Hz
- Power supply requirement : 13.8 V DC ±15 % (negative ground)
- Current drain (at 13.8 V DC):
 - Receive Stand-by 1.3 A
 - max. audio 2.0 A
 - Transmit max. power 20.0 A
- Operatable temp. range : -10°C to +60°C; +14°F to +140°F
- Antenna connector : SO-239 (50 Ω)

- Dimensions : 240(W)×95(H)×239(D) mm (projections not included) 9.45(W)×3.74(H)×9.41(D) in
- Weight (approx.) : 3.8 kg; 8.38 lb
- ACC connector : 13-pin
- REMOTE connector : 2-conductor 3.5 (d) mm (1/8")

TRANSMITTER

- Modulation system :
 - SSB Balanced modulation
 - AM Low level modulation
- Output power :
 - SSB, CW, RTTY 2–100 W
 - AM 2–35 W
- Spurious emissions : Less than -50 dB below peak output power
- Carrier suppression : More than 40 dB
- Unwanted sideband : More than 50 dB
- Microphone connector : 8-pin connector (600 Ω)
- KEY connector : 3-conductor 6.5 (d) mm (1/4")
- SEND connector : Phono (RCA)
- ALC connector : Phono (RCA)

Supplied accessories:

- Hand microphone • DC power cable • Spare fuses

RECEIVER

- Receiver system : Double-conversion superheterodyne
- Sensitivity (10 dB S/N) :
 - SSB, CW, RTTY 0.16µV (1.8–29.999999 MHz)
 - AM 13 µV (0.5–1.799999 MHz)
 - 2 µV (1.8–29.999999 MHz)
- SQL sensitivity : Less than 5.6 µV (SSB)
- Selectivity :
 - SSB, CW, RTTY More than 2.1 kHz/-6 dB
 - AM Less than 4.5 kHz/-60 dB
 - More than 6.0 kHz/-6 dB
 - Less than 20 kHz/-40 dB
- Spurious and image rejection ratio : More than 70 dB (1.8–29.999999 MHz)
- Audio output power (at 13.8 V DC) : More than 2.0 W at 10% distortion with an 8 Ω load
- RIT variable range : ±1200 Hz
- PHONES connector : 3-conductor 6.5 (d) mm (1/4")
- EXT SP connector : 2-conductor 3.5 (d) mm (1/8") /8 Ω

Applicable U.S. Military Specifications

Standard	MIL 810 F	
	Method	Procedure
Temperature Shock	503.4	I
Rain Drip*	506.4	III
Vibration	514.5	I
Shock	516.5	I, IV

* Rain Drip test was performed on the front panel only. Also meets equivalent MIL-STD-810-C, -D and -E.

OPTIONS



Covers all HF and 50 MHz bands, provides clean, stable 1 kW output. Automatic antenna tuner and compact detachable controller are standard. 2 exciter inputs are available. (An optional OPC-599 is required.)



For mobile operation with the AH-4. All bands between 7–30 MHz can be matched.



Covers 3.5–30 MHz with a 7 m (23 ft) or longer wire antenna.



Compact, light weight antenna tuner.



Covers 2.5–30MHz (amateur band). OPC-2321 is required.



4 audio filters, front mounted headphone jack. (Not available for EU countries)



13.8V DC, 25A max. 4-pin type. (For #42, #43, #48, #58 versions)



Dynamic microphone. Includes [UP]/[DOWN] switches and low cut function.



Compact, lightweight electret microphone.



Dynamic microphone with PTT lock switch.



For remote transceiver control from a PC equipped with an RS-232C port.



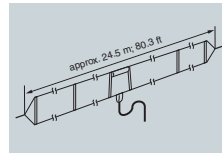
POC type crystal oscillator for improved frequency stability. Frequency stability: ±0.5 ppm



Provides AF DSP functions, such as noise reduction and auto notch. Already installed with some versions.



FL-53A CW narrow; 250Hz/-6 dB
FL-222 SSB narrow; 1.8kHz/-6 dB
FL-257 SSB wide; 3.3 kHz/-6 dB



Covers from 1.9 to 30 MHz band. Has a PL-259 connector. Easy to assemble (non-kink construction).



Fiberglass mobile mounting antenna element for use with AH-740. Covers 2.2–30MHz (amateur band)

Icom Inc.

1-1-32, Kamiminami, Hirano-Ku, Osaka 547-0003, Japan Phone: +81 (06) 6793 5302 Fax: +81 (06) 6793 0013

www.icom.co.jp/world

Count on us!

Your local distributor/dealer:

Icom America Inc.

12421 Willows Road NE, Kirkland, WA 98034, U.S.A. Phone: +1 (425) 454-8155 Fax: +1 (425) 454-1509 E-mail: sales@icomamerica.com URL: <http://www.icomamerica.com>

Icom (Europe) GmbH

Communication Equipment Auf der Krautwiede 24 65812 Bad Soden am Taunus, Germany Phone: +49 (6196) 76685-0 Fax: +49 (6196) 76685-50 E-mail: info@icom-europe.com URL: <http://www.icomeurope.com>

Icom France s.a.s.

Zac de la Plaine, 1 Rue Brindejone des Moulinais, BP 45804, 31505 Toulouse Cedex 5, France Phone: +33 (5) 61 36 03 03 Fax: +33 (5) 61 36 03 00 E-mail: icom@icom-france.com URL: <http://www.icom-france.com>

Asia Icom Inc.

6F No. 68, Sec. 1 Cheng-Teh Road, Taipei, Taiwan, R.O.C. Phone: +886 (02) 2559 1899 Fax: +886 (02) 2559 1874 E-mail: sales@asia-icom.com URL: <http://www.asia-icom.com>

Icom Canada

Glenwood Centre #150-6165 Highway 17A, Delta, B.C., V4K 5B8, Canada Phone: +1 (604) 952-4266 Fax: +1 (604) 952-0090 E-mail: info@icomcanada.com URL: <http://www.icomcanada.com>

Icom Spain S.L.

Ctra. Rubi, No. 88 "Edificio Can Castanyer" Bajos A 08174, Sant Cugat del Valles, Barcelona, Spain Phone: +34 (93) 590 26 70 Fax: +34 (93) 589 04 46 E-mail: icom@icomspain.com URL: <http://www.icomspain.com>

Icom (Australia) Pty. Ltd.

Unit 1 / 103 Garden Road, Clayton, VIC 3168 Australia Phone: +61 (03) 9549 7500 Fax: +61 (03) 9549 7505 E-mail: sales@icom.net.au URL: <http://www.icom.net.au>

Shanghai Icom Ltd.

No.101, Building 9, Caifuxingyuan Park, No.188 Maoting Road, Chedun Town, Songjiang District, Shanghai, 201611, China Phone: +86 (021) 6153 2768 Fax: +86 (021) 5765 9987 E-mail: bjicom@bjicom.com URL: <http://www.bjicom.com>

Icom Brazil

Rua Itororó, 444 Padre Eustáquio Belo Horizonte MG, CEP: 30720-450, Brazil Phone: +55 (31) 3582 8847 Fax: +55 (31) 3582 8987 E-mail: sales@icombrasil.com

Icom (UK) Ltd.

Blacksole House, Altira Park, Herne Bay, Kent, CT6 6GZ, U.K. Phone: +44 (0) 1227 741741 Fax: +44 (0) 1227 741742 E-mail: info@icomuk.co.uk URL: <http://www.icomuk.co.uk>

Icom New Zealand

39C Rennie Drive, Airport Oaks, Auckland, New Zealand Phone: +64 (09) 274 4062 Fax: +64 (09) 274 4708 E-mail: inquiries@icom.co.nz URL: <http://www.icom.co.nz>